

Continuum Collection Chandelier

Model 64



Materials

Hardware: Brass.

Metal finishes: satin Brass, antique Brass, satin Nickel, oil-rubbed Bronze, plus specialty finishes.

Glass shades: hand blown glass in solid colors, stripes and bi-color ombre fades. Refer to glass color guide for standard and specialty colors.

Please contact the studio for more information on custom colors or metal finishes.

Dimensions:

Fixture: 64" long, 24" high x 22" wide with four glass shades.

Shades: 15" long x 3.75" diameter.

Canopy: 5" diameter x .75" high.

Standard 36" long stem is field cuttable, longer stems are available.

Lamping:

One 3.6 or 5W E12 candelabra base 2700K dimmable LED bulb per shade (40W or 60w incandescent equivalent) 120V or 240V.

UL Listed

AVRAM
RUSU STUDIO


810 Humboldt Street
Suite 2C
Brooklyn NY 11222

tel 718 389 0350

info@avramrusu.com
www.avramrusu.com

Continuum Collection Chandelier

Model 85



Materials

Hardware: Brass.

Metal finishes: satin Brass, antique Brass, satin Nickel, oil-rubbed Bronze, plus specialty finishes.

Glass shades: hand blown glass in solid colors, stripes and bi-color ombre fades. Refer to glass color guide for standard and specialty colors.

Please contact the studio for more information on custom colors or metal finishes.

Dimensions:

Fixture: 85" long, 24" high x 22" wide with five glass shades.

Shades: 15" long x 3.75" diameter.

Canopy: 5" diameter x .75" high.

Standard 36" long stem is field cuttable, longer stems are available.

Lamping:

One 3.6 or 5W E12 candelabra base 2700K dimmable LED bulb per shade (40W or 60w incandescent equivalent) 120V or 240V.

UL Listed


AVRAM
RUSU STUDIO

810 Humboldt Street
Suite 2C
Brooklyn NY 11222
tel 718 389 0350

info@avramrusu.com
www.avramrusu.com

Continuum Collection Chandelier

Model 102



Materials

Hardware: Brass.

Metal finishes: satin Brass, antique Brass, satin Nickel, oil-rubbed Bronze, plus specialty finishes.

Glass shades: hand blown glass in solid colors, stripes and bi-color ombre fades. Refer to glass color guide for standard and specialty colors.

Please contact the studio for more information on custom colors or metal finishes.

Dimensions:

Fixture: 102" long, 24" high x 22" wide with six glass shades.

Shades: 15" long x 3.75" diameter.

Canopy: 5" diameter x .75" high.

Standard 36" long stem is field cuttable, longer stems are available.

Lamping:

One 3.6 or 5W E12 candelabra base 2700K dimmable LED bulb per shade (40W or 60w incandescent equivalent) 120V or 240V.

UL Listed

AVRAM
RUSU STUDIO

810 Humboldt Street
Suite 2C
Brooklyn NY 11222

tel 718 389 0350

info@avramrusu.com

www.avramrusu.com

Continuum Collection Chandelier

Model 127



Materials

Hardware: Brass.

Metal finishes: refer to finish guide.

Glass shades: hand blown glass in solid colors, stripes and bi-color ombre fades. Refer to glass color guide for standard and specialty colors.

Glass shades are blown to order. Colors can be specified individually or fully customized. Please contact the studio for more information.

Dimensions

Fixture: 127" long, 24" high x 26" wide with six glass shades.

Shades: 15" long x 3.75" diameter.

Canopy: 5" diameter x .75" high.

Standard 36" long stem is field cuttable, longer stems are available.

Lamping

One 3.6 or 5W E12 candelabra base 2700K dimmable LED bulb per shade (40W or 60w incandescent equivalent) 120V or 240V.


UL Listed

AVRAM
RUSU STUDIO

810 Humboldt Street
Suite 2C
Brooklyn NY 11222
tel 718 389 0350

info@avramrusu.com
www.avramrusu.com

Continuum Ceiling Mount Chandelier



Materials

Hardware: Brass.

Metal finishes: satin Brass, antique Brass, satin Nickel, oil-rubbed Bronze, plus specialty finishes.

Glass shades: hand blown glass in solid colors, stripes and bi-color ombre fades. Refer to glass color guide for standard and specialty colors.

Please contact the studio for more information on custom colors or metal finishes.

Dimensions: usually custom for this model.

Fixture as shown: 84" long, 36" x 12" wide with six glass shades.

Shades: 15" long x 3.75" diameter.

Canopy: 5" diameter x .75" high.

Standard 36" long stem is field cuttable, longer stems are available.

Lamping:

One 3.6 or 5W E12 candelabra base 2700K dimmable LED bulb per shade (40W or 60W incandescent equivalent) 120V or 240V.

UL Listed

AVRAM
RUSU STUDIO

810 Humboldt Street
Suite 2C
Brooklyn NY 11222
tel 718 389 0350

info@avramrusu.com
www.avramrusu.com

Continuum Collection Vertical Chandelier



Materials

Hardware: Brass.

Metal finishes: satin Brass, antique Brass, satin Nickel, oil-rubbed Bronze, plus specialty finishes.

Glass shades: hand blown glass in solid colors, stripes and bi-color ombre fades. Refer to glass color guide for standard and specialty colors.

Please contact the studio for more information on custom colors or metal finishes.

Dimensions:

78" high plus stem. 14" deep x 17" wide with three glass shades.

Shades: 15" long x 3.75" diameter.

Canopy: 5" diameter x .75" high.

Standard 36" long stem is field cuttable, longer stems are available.

Lamping:

One 4W G9 2700K dimmable LED bulb per shade (40W incandescent equivalent) 120V or 240V.

UL Listed

AVRAM
RUSU STUDIO


810 Humboldt Street
Suite 2C
Brooklyn NY 11222
tel 718 389 0350

info@avramrusu.com
www.avramrusu.com

Continuum Chandelier Glass and Metal Finishes

Essential Colors

Solids



white



light gray



taupe



aqua

Stripes



cafe au lait



slate



topaz

Ombre or Stripes



slate ombre



raisin ombre



charcoal ombre

Select a single shade color, signature color palate or compose a unique color palate with our essential or specialty hand blown glass colors. Each color has a range of tones, particularly for ombre shades. All colors will vary somewhat with no two shades being exactly alike.

Continuum Standard Metal Finishes




satin Brass



antique Brass



satin Nickel



oil-rubbed Bronze

Continuum Specialty Metal Finishes



polished Brass



polished Nickel

Our Brass hardware is hand finished and clear coated to prevent tarnish. Please contact the studio for more information on custom colors or metal finishes.

AVRAM
RUSU STUDIO

810 Humboldt Street
Suite 2C
Brooklyn NY 11222
tel 718 389 0350

info@avramrusu.com
www.avramrusu.com

Continuum Chandelier Signature Color Palates

For Fixtures with Three Shades

Warm Neutrals



taupe



cafe au lait



raisin ombre

Cool Neutrals



light gray



slate stripes



slate ombre

Mixed Neutrals



raisin ombre



topaz stripes



slate ombre

Select a single shade color, signature color palate or compose a unique color palate with our essential or specialty hand blown glass colors. Each color has a range of tones, particularly for ombre shades. All colors will vary somewhat with no two shades being exactly alike.

Lorem ipsum

AVRAM
RUSU STUDIO

810 Humboldt Street
Suite 2C
Brooklyn NY 11222
tel 718 389 0350

info@avramrusu.com
www.avramrusu.com

Continuum Chandelier Signature Color Palates

For Fixtures with Four Shades

Warm Neutrals



raisin ombre



taupe



cafe au lait



raisin ombre

Cool Neutrals



slate ombre



slate stripes



light gray



slate ombre

Mixed Neutrals



raisin ombre



light gray



taupe



slate ombre

Select a single shade color, signature color palate or compose a unique color palate with our essential or specialty hand blown glass colors. Each color has a range of tones, particularly for ombre shades. All colors will vary somewhat with no two shades being exactly alike.

AVRAM
RUSU STUDIO

810 Humboldt Street
Suite 2C
Brooklyn NY 11222
tel 718 389 0350

info@avramrusu.com
www.avramrusu.com

Continuum Chandelier Signature Color Palates

For Fixtures with Five Shades

Warm Neutrals



raisin ombre



topaz stripes



taupe



cafe au lait



raisin ombre

Cool Neutrals



slate ombre



white



light gray



slate stripes



slate ombre

Mixed Neutrals



raisin ombre



topaz stripes



light gray



taupe



slate ombre

Select a single shade color, signature color palate or compose a unique color palate with our essential or specialty hand blown glass colors. Each color has a range of tones, particularly for ombre shades. All colors will vary somewhat with no two shades being exactly alike.

AVRAM
RUSU STUDIO

810 Humboldt Street
Suite 2C
Brooklyn NY 11222
tel 718 389 0350

info@avramrusu.com
www.avramrusu.com

Continuum Chandelier Signature Color Palates

For Fixtures with Six Shades

Warm Neutrals



raisin ombre



topaz stripes



taupe



white



cafe au lait



raisin ombre

Cool Neutrals



slate ombre



slate stripes



light gray



slate stripes



white



slate ombre

Mixed Neutrals



raisin ombre



topaz stripes



light gray



taupe



slate stripes



slate ombre

Select a single shade color, signature color palate or compose a unique color palate with our essential or specialty hand blown glass colors. Each color has a range of tones, particularly for ombre shades. All colors will vary somewhat with no two shades being exactly alike.

AVRAM
RUSU STUDIO

810 Humboldt Street
Suite 2C
Brooklyn NY 11222
tel 718 389 0350

info@avramrusu.com
www.avramrusu.com